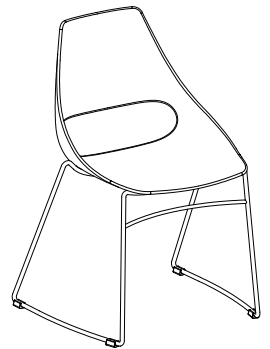
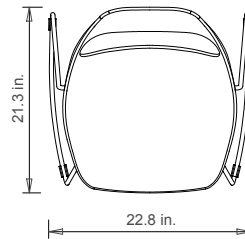
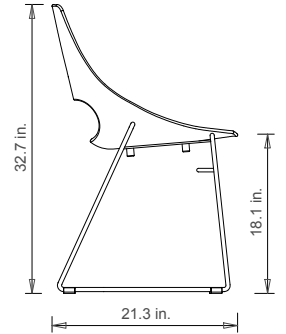
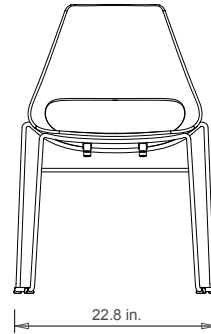


212



STACKABLE SIDE CHAIR WITH SLED BASE. SEAT SHELL MADE OF POLYPROPYLENE/POLYETHYLENE COMPOUND

STACKABLE
4

WEIGHT
16.5 lb

PACKAGING
0.38 m³

PIECES PER BOX
4

SEATING FINISHES

MULTI-LAYER VARIABLE DENSITY MAN-MADE COMPOSITE POLYMER (POLYPROPYLENE & TEREPHTHALATE POLYETHYLENE) ☼

OPTIONAL

OPTIONAL CUSHION



FRAME

STEEL


SEATING FINISHES - POLYPROPYLENE & TEREPHTHALATE POLYETHYLENE



WHITE



ANTHRACITE




TURTLE DOVE

FRAME FINISHES - STEEL



VR WHITE




VR GREY RAL 7042



VR ORANGE RAL 2003



VR ANTHRACITE RAL 7016



VR ALUMINIUM GREY



VR PEWTER



VR WHITE MARÉ



VR BLACK RAL 9005




VR IVORY RAL 9001




VR RED RAL 3000



VR BROWN RAL 8017



VR GREEN 367 C



CR CHROME



CR S SATIN CHROME