

INCLASS

SANDLERSEATING



AARHUS	01
ELEMENTS	15
PAU	35
ALTEA	45
ALTEA OFFICE	57
ARC	63
TEN	75

AT A GLANCE

Aarhus page 1-13



Aarhus page 1-13



Elements page 15-33



Elements page 15-33



Pau page 35-43



Pau page 35-43



Altea page 45-61



Altea page 45-61



Altea page 45-61



Arc page 63-73




Ten page 75-83



AARHUS

Jorge Pensi



Designed by Jorge Pensi, AARHUS is a modular seating system available upholstered or in cushioned urethane.

SANDLERSEATING



AARHUS is the ideal seating solution for airports, hospitals and a variety of waiting areas. The aesthetics of Aarhus is suitable for any contemporary office or public space.

UPHOLSTERED SEATS



FLEXIBILITY

AARHUS seats are produced with upholstered or integral polyurethane. The arms and table tops can be fitted as options.

FREEDOM

The benches allow compositions from two to six seats. Longer benches can be produced for special projects.

INTEGRAL POLYURETHANE SEATS



ADAPTABILITY

Available in a choice of bases in aluminum, steel or oak.

The benches with integral polyurethane seats are especially suitable for high traffic areas. The integral polyurethane is both comfortable and extremely resistant and hygienic. Available in black or gray as standard. Custom colors can be provided on request.





Frame is available in white finish.
Custom colors can be provided on request.

The benches with integral polyurethane seats are produced in two standard colors, black and gray. Other colors are available on request.



UPHOLSTERED SEATS



INTEGRAL POLYURETHANE

Black or gray



ALUMINUM FRAME



LEGS



Die cast aluminum



Steel leg



Oak

WHITE FRAME



ARMREST



Upholstered

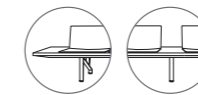


Steel

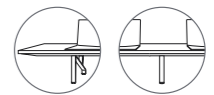
TABLE TOPS



Small table top

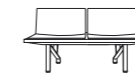


Large table top



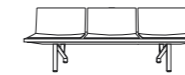
SIZES

2 Seats



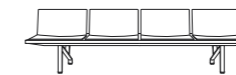
150 cm/59"

3 Seats



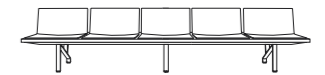
222 cm/87 1/2"

4 Seats



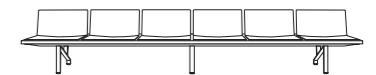
294 cm/115 3/4"

5 Seats



366 cm/144 1/8"

6 Seats



438 cm/172 1/2"

Total height
84 cm
33 1/8"

Seat height
43 cm
17"

Arm height
59 cm
23 1/4"

Total Depth
65 cm
25 3/8"

DESIGNER JORGE PENSI



JORGE PENSI DESIGN STUDIO was established in 1984. Since then the studio has consolidated its position as a global point of reference for contemporary design. Its minimalist and expressive designs have received numerous prizes and awards. Some of its first products, such as the Toledo chair or the Regina lamp, have since become Spanish design icons. In 1997, Jorge Pensi was awarded the National Design Prize by the Ministry of Industry and Energy and the BCD Foundation for outstanding professional achievement.

If there is one thing which defines Jorge Pensi Design Studio's products, it is their timelessness. They constantly seek a balance between poetry and realism, material and space, abstraction and emotion. The aim is to create as many sensations as possible with as few resources as possible, challenging the usual logic in order to establish whether or not it is possible to create something new.

ELEMENTS

Ramon Esteve

Designed by renowned architect Ramón Esteve, ELEMENTS is a collection of chairs, tables and sofas exhibiting asymmetrical detailing. The modular characteristics enable a variety of flexible configurations in layout and aesthetics.

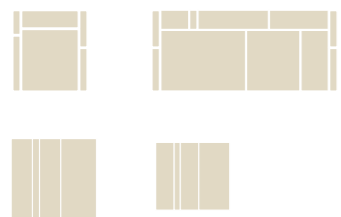








ELEMENTS collection offers a wide range of sizes and styles, from the largest sofas to the smallest armchairs complete with coffee tables. The smaller chairs, armchairs and sofas are ideal for limited spaces that require a modern and elegant appearance.



Coffee tables in a choice of sizes and finishes.
Table tops can be lacquered or produced in
oak veneer either natural or stained.



The armchairs with sleek and sophisticated looks can be integrated into the architecture of any space providing aesthetics and comfort.

SANDLERSEATING

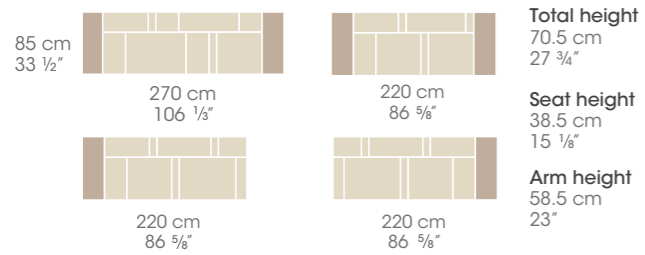




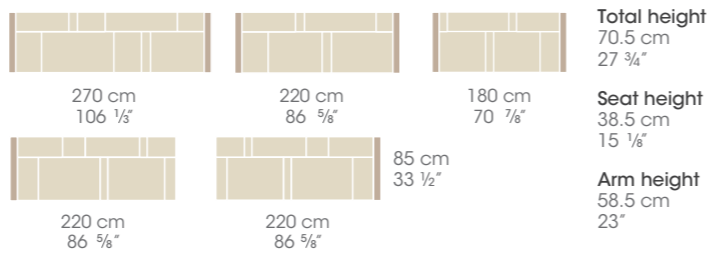
The ELEMENTS high armchairs are an original piece reaching a balance between shape and materials, function and beauty, object and context.



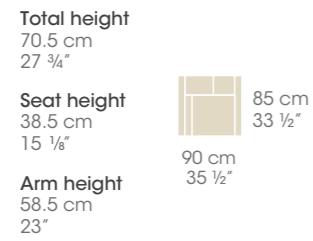
WIDE ARM



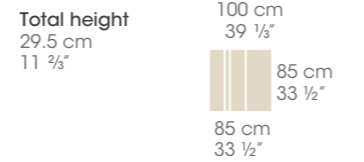
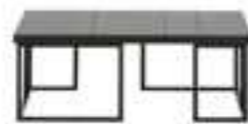
NARROW ARM



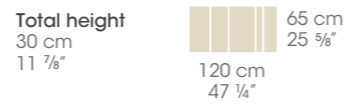
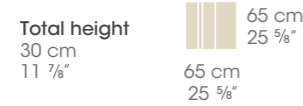
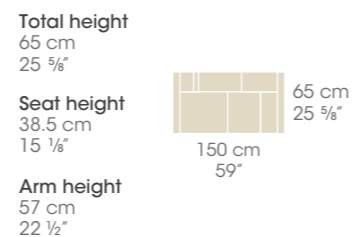
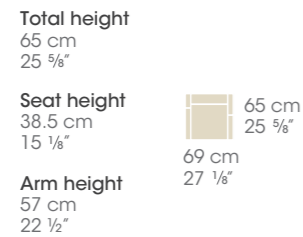
EASY CHAIR



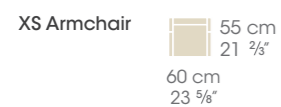
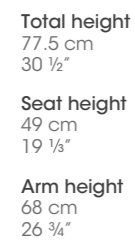
TABLES




XS COLLECTION



XS ARMCHAIR



WIDE ARM OPTIONS



End unit without back



Tray

METAL FINISHES

STANDARD



White



Black



Chrome



Stainless steel

OPTIONAL



Anthracite

RAL 7043



Chocolate

RAL 8019



Vison

RAL 1019

WOOD FINISHES



White



Black



Anthracite

RAL 7043



Vison

RAL 1019



Chocolate

RAL 8019



Wenge



Walnut



Natural Oak

DESIGNED BY RAMÓN ESTEVE



Ramón Esteve is an architect by the Superior Technical School of Madrid since 1990. His portfolio includes extensive national and international experiences in public projects: medical, educational and cultural; private buildings for public use: offices, banks, play areas, interior design of hotels, restaurants and retail projects. Also to be mentioned is his work within exclusive residential housing, where his philosophy is shown in his magnitude. In the area of product design, he currently collaborates with well known prestigious brands.


Ramón Esteve is Professor of the Architecture School of University Politécnica of Valencia since 2005. He regularly gives workshops and conferences on architecture and design, and has received numerous awards for his contributions within these fields.

* The colors printed in this catalog may differ from the actual colors. Please check the colors in our swatch card or in the RAL color samples.

Art direction: Ramón Esteve Estudio de Arquitectura. Agradecemos al Centro Cultural Caixa Ontinyent el espacio para las fotografías.

PAU

PAU is an innovative approach to upholstered elements which are combined to create a variety of shapes and configurations. The collection consists of seating manufactured with and without backrests and the options of arms, tables, sofas and benches, upholstered and with wooden accents.









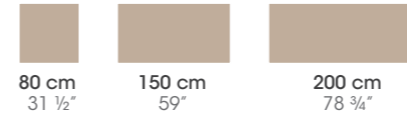


BENCH



Total height
38 cm
15"

Total depth
80 cm
31 1/2"



80 cm
31 1/2"

150 cm
59"

200 cm
78 3/4"

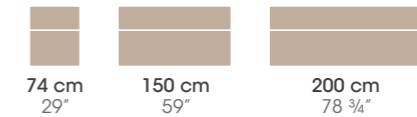
SOFA



Total height
72 cm
28 1/8"

Seat height
42 cm
16 1/2"

Total depth
80 cm
31 1/2"



74 cm
29"

150 cm
59"

200 cm
78 3/4"

ARMREST



Oak



Narrow arm
8 cm
3 1/8"



Wide arm
18 cm
7"

ROUND POUFF



Total height
38 cm
15"

Diameter
100 cm
39 3/8"

TABLE



Total height
38 cm
15"

Total width/depth
80 cm
31 1/2"

WOOD FINISHES



Natural



Oak



Walnut



Wenge

ALTEA

Jorge Pensi



Designed by Jorge Pensi, ALTEA consists of a range of armchairs in medium and high back versions, on a variety of bases in metal or wood. The timeless shape of Altea makes it an ideal choice for office spaces, meetings, receptions, hotels and restaurants.



Group of ALTEA armchairs
with various bases.





Oak leg armchairs for contract applications.





Available with high or low backrest.

THE COLLECTION



Trestle swivel base

Total Height	82 cm	32 3/8"
Width	61 cm	24"
Depth	55 cm	21 3/4"
Seat Height	47 cm	18 1/2"
Arm Height	68.5 cm	27"



4 oak legs

Total Height	82 cm	32 3/8"
Width	62 cm	24 1/2"
Depth	69 cm	27 1/8"
Seat Height	46 cm	18 1/8"
Arm Height	67.5 cm	26 5/8"



4 tube legs

Total Height	82 cm	32 3/8"
Width	64 cm	25 1/4"
Depth	62 cm	24 1/2"
Seat Height	46 cm	18 1/8"
Arm Height	67.5 cm	26 5/8"



Swivel and tilt aluminum base

Total Height	110-121 cm	43 3/8-47 2/8"
Width	70 cm	27 5/8"
Depth	70 cm	27 5/8"
Seat Height	42.5-53.5 cm	16 3/4-21"
Arm Height	64-75 cm	25 1/4-29 1/2"



Cantilever base

Total Height	79 cm	31 1/8"
Width	62 cm	24 1/2"
Depth	61 cm	24"
Seat Height	44 cm	17 3/8"
Arm Height	65.5 cm	25 3/4"



Solid rod sled base

Total Height	83 cm	32 3/4"
Width	64 cm	25 1/4"
Depth	59 cm	23 1/4"
Seat Height	47 cm	18 1/2"
Arm Height	68.5 cm	27"



Flat central base

Total Height	78 cm	30 3/4"
Width	62 cm	24 1/2"
Depth	55 cm	21 3/4"
Seat Height	43 cm	17"
Arm Height	64.5 cm	25 3/8"



Flat central base

Total Height	110.5 cm	43 1/2"
Width	68 cm	26 3/4"
Depth	61.5 cm	24 1/4"
Seat Height	43 cm	17"
Arm Height	64.5 cm	25 1/2"



Swivel and tilt aluminum base

Total Height	111.5-118.5 cm	44-46 2/8"
Width	70 cm	27 5/8"
Depth	70 cm	27 5/8"
Seat Height	47-54 cm	18 1/2-21 1/4"
Arm Height	66.5-73.5 cm	26 1/4-29"



Trestle swivel base

Total Height	114.5 cm	45"
Width	68 cm	26 3/4"
Depth	61.5 cm	24 1/4"
Seat Height	47 cm	18 1/2"
Arm Height	68.5 cm	27"

FINISHINGS



	White		<input type="checkbox"/>	<input type="checkbox"/>	<input type="checkbox"/>	<input type="checkbox"/>	<input type="checkbox"/>	<input type="checkbox"/>	<input type="checkbox"/>
	Black		<input type="checkbox"/>	<input type="checkbox"/>	<input type="checkbox"/>	<input type="checkbox"/>	<input type="checkbox"/>	<input type="checkbox"/>	<input type="checkbox"/>
	Aluminum		<input type="checkbox"/>	<input type="checkbox"/>	<input type="checkbox"/>	<input type="checkbox"/>	<input type="checkbox"/>	<input type="checkbox"/>	<input type="checkbox"/>
	Chrome		<input type="checkbox"/>	<input type="checkbox"/>	<input type="checkbox"/>	<input type="checkbox"/>	<input type="checkbox"/>	<input type="checkbox"/>	<input type="checkbox"/>
	Stainless steel		<input type="checkbox"/>	<input type="checkbox"/>	<input type="checkbox"/>	<input type="checkbox"/>	<input type="checkbox"/>	<input type="checkbox"/>	<input type="checkbox"/>
	Red	RAL 3003	<input type="checkbox"/>	<input type="checkbox"/>	<input type="checkbox"/>	<input type="checkbox"/>	<input type="checkbox"/>	<input type="checkbox"/>	<input type="checkbox"/>
	Anthracite	RAL 7043	<input type="checkbox"/>	<input type="checkbox"/>	<input type="checkbox"/>	<input type="checkbox"/>	<input type="checkbox"/>	<input type="checkbox"/>	<input type="checkbox"/>
	Chocolate	RAL 8019	<input type="checkbox"/>	<input type="checkbox"/>	<input type="checkbox"/>	<input type="checkbox"/>	<input type="checkbox"/>	<input type="checkbox"/>	<input type="checkbox"/>
	Mustard	RAL 1032	<input type="checkbox"/>	<input type="checkbox"/>	<input type="checkbox"/>	<input type="checkbox"/>	<input type="checkbox"/>	<input type="checkbox"/>	<input type="checkbox"/>
	Vison	RAL 1019	<input type="checkbox"/>	<input type="checkbox"/>	<input type="checkbox"/>	<input type="checkbox"/>	<input type="checkbox"/>	<input type="checkbox"/>	<input type="checkbox"/>
	Natural Oak		<input type="checkbox"/>	<input type="checkbox"/>	<input type="checkbox"/>	<input type="checkbox"/>	<input type="checkbox"/>	<input type="checkbox"/>	<input type="checkbox"/>

DESIGNED BY JORGE PENSI



JORGE PENSI DESIGN STUDIO was established in 1984. Since then the studio has consolidated its position as a global point of reference for contemporary design. Its minimalist and expressive designs have received numerous prizes and awards. Some of its first products, such as the Toledo chair or the Regina lamp, have since become Spanish design icons. In 1997, Jorge Pensi was awarded the National Design Prize by the Ministry of Industry and Energy and the BCD Foundation for outstanding professional achievement.

If there is one thing which defines Jorge Pensi Design Studio's products, it is their timelessness. They constantly seek a balance between poetry and realism, material and space, abstraction and emotion. The aim is to create as many sensations as possible with as few resources as possible, challenging the usual logic in order to establish whether or not it is possible to create something new.

ALTEA

OFFICE
Jorge Pensi



Designed by Jorge Pensi, Altea Office consists of comfortable and ergonomic chairs offered in three backrest heights. Altea office comes as a desk chair or on fixed bases making it ideal for meetings, visitors or corporate dining.





THE COLLECTION



Swivel and tilt aluminum base

Total Height	123.5-125.5 cm	48 5/8-49 1/2"
Width	70 cm	27 5/8"
Depth	70 cm	27 5/8"
Seat Height	47-54 cm	18 1/2-21 1/4"
Arm Height	66.5-73.5 cm	26 1/4-29"



Swivel and tilt aluminum base

Total Height	111.5-118.5 cm	44-46 2/3"
Width	70 cm	27 5/8"
Depth	70 cm	27 5/8"
Seat Height	47-54 cm	18 1/2-21 1/4"
Arm Height	66.5-73.5 cm	26 1/4-29"



Swivel and tilt aluminum base

Total Height	110-121 cm	43 3/8-47 2/3"
Width	70 cm	27 5/8"
Depth	70 cm	27 5/8"
Seat Height	42.5-53.5 cm	16 3/4-21"
Arm Height	64-75 cm	25 1/4-29 1/2"



4 tube legs

Total Height	82 cm	32 3/8"
Width	64 cm	25 1/4"
Depth	62 cm	24 1/2"
Seat Height	46 cm	18 1/8"
Arm Height	67.5 cm	26 5/8"



Solid rod sled base

Total Height	83 cm	32 3/4"
Width	64 cm	25 1/4"
Depth	59 cm	23 1/4"
Seat Height	47 cm	18 1/2"
Arm Height	68.5 cm	27"



Cantilever base

Total Height	79 cm	31 1/8"
Width	62 cm	24 1/2"
Depth	61 cm	24"
Seat Height	44 cm	17 3/8"
Arm Height	65.5 cm	25 3/4"



Trestle swivel base

Total Height	82 cm	32 3/8"
Width	61 cm	24"
Depth	55 cm	21 3/8"
Seat Height	47 cm	18 1/2"
Arm Height	68.5 cm	27"



DESIGNED BY JORGE PENSI



JORGE PENSI DESIGN STUDIO was established in 1984. Since then the studio has consolidated its position as a global point of reference for contemporary design. Its minimalist and expressive designs have received numerous prizes and awards. Some of its first products, such as the Toledo chair or the Regina lamp, have since become Spanish design icons. In 1997, Jorge Pensi was awarded the National Design Prize by the Ministry of Industry and Energy and the BCD Foundation for outstanding professional achievement.

If there is one thing which defines Jorge Pensi Design Studio's products, it is their timelessness. They constantly seek a balance between poetry and realism, material and space, abstraction and emotion. The aim is to create as many sensations as possible with as few resources as possible, challenging the usual logic in order to establish whether or not it is possible to create something new.

ARC

Yonoh

Designed by Yonoh design studio, ARC is a collection of stacking chairs designed for a variety of uses in contract and hospitality environments. With an elegant design, its backrest gently embraces us. The frame, made of solid steel rod, is offered in a wide range of colors or in chrome. The seat and backrest are manufactured in moulded plywood with natural veneers or lacquered, the seat can also be upholstered. The design of the chairs along with the wide range of finishes match the aesthetics of each project and adapts to the environment. ARC chairs have been awarded with the prestigious international "IF Product Design Award 2013"



Group of chairs completely lacquered in vison, mustard, anthracite, red, white and black.





Group of ARC chairs with seat and backrest in oak and metal frames in various colors.





Group of ARC chairs with upholstered seat and backrest in natural walnut veneer.





Chair with chromed frame, walnut backrest and upholstered seat.





Wooden seat · Wooden backrest



Lacquered seat · Lacquered backrest

Total Height	79 cm	31 1/8"
Width	58.5 cm	23"
Depth	54 cm	21 1/4"
Seat Height	46.5 cm	18 3/8"



Upholstered seat · Wooden backrest



Upholstered seat · Lacquered backrest

METAL FINISHES

STANDARD



White



Aluminum



Black



Chrome

OPTIONAL



Anthracite

RAL 7043



Chocolate

RAL 8019



Red

RAL 3003



Vison

RAL 1019



Mustard

RAL 1032

WOOD FINISHES

STANDARD



White



Black



Natural oak



Natural beech



Wenge

OPTIONAL



Anthracite

RAL 7043



Chocolate

RAL 8019



Red

RAL 3003



Vison

RAL 1019



Mustard

RAL 1032

* The colors printed in this catalog may differ from the actual colors. Please check the colors in our swatch card or in the RAL color samples.

DESIGNED BY YONOH



YONOH is a design studio founded in 2006 by the industrial designers Alex Selma and Clara del Portillo. Today, Yonoh is a team of experts with multiple disciplines linked to the different fields of design. The studio provides industrial, communication and graphic design services. Creativity, passion, responsibility, and discipline are part of the studio philosophy. The design style is clearly recognized by its purity, beauty, timelessness, functionality and good taste.

Yonoh designs have received numerous and prestigious international design prizes. IF Product Design Award/ Arc / 2013-Designpreis Nominee 2013 - Delta Selection 2012 - RedDot Design Award 2012 - Good Design 2011 - Designpreis Nominee 2012 - Best Of Year Selection 2011 - Delta Selection 2011 Wallpaper* Design Awards 2010.



TEN



TEN is a versatile and functional collection of chairs designed for multi-purpose use in offices, classrooms, public spaces and restaurants.

SANDLERSEATING

TEN chairs are produced with a solid rod sled frame or on legs.
All versions are stackable.



The metal frames are finished in chrome or lacquered in white, black, aluminum and optionally in five other vibrant colors.





The seats and backrests can be upholstered with all the fabrics and leathers of the INCLASS catalog, or in COM/COL.

The metal frames are finished in chrome or lacquered in white, black, aluminum and optionally in five other vibrant colors.



THE COLLECTION



Solid rod sled base



4 tube legs



Armchair 4 tube legs

Total Height	78.5 cm	31"
Width	57 cm	22 1/2"
Depth	56 cm	22"
Seat Height	46 cm	18 1/8"

Total Height	78.5 cm	31"
Width	51 cm	20"
Depth	54 cm	21 3/4"
Seat Height	46 cm	18 1/8"

Total Height	78.5 cm	31"
Width	55 cm	21 3/8"
Depth	54 cm	21 3/4"
Seat Height	46 cm	18 1/8"
Arm Height	63.5 cm	25"



All versions can be equipped with foldable writing tablets.

METAL FINISHES

STANDARD



White



Aluminum



Black



Chrome

OPTIONAL



Anthracite

RAL 7043



Chocolate

RAL 8019



Red

RAL 3003



Vison

RAL 1019



Mustard

RAL 1032

* The colors printed in this catalog may differ from the actual colors. Please check the colors in our swatch card or in the RAL color samples.

