



GSA Snapshot



Contract Number 47QSCA18D0004

SANDLERSEATING

SANDLERSEATING

SANDLER SEATING USA

1201 Peachtree St NE - Suite 1625

Atlanta, Georgia 30361

T: +1 404 982 9000

F: +1 404 321 7882

www.sandlerseating.com

sales@sandlerseating.com

ABOUT US

Sandler Seating, Inc. entered the US market in 1996 with US Headquarters office in Atlanta, Georgia. Since that time, we have quickly developed a reputation for providing thoughtfully designed products, backed up by our shipping expertise and long-standing relationships with our suppliers. With a vast dealer network and over 80 independent representatives Sandler Seating is well positioned to facilitate a seamless fulfillment of orders for delivery to our government customers.

With seven different collections offering a multitude of seating and table options we are uniquely positioned to provide our government customers products that meet your office, café, hospitality and healthcare setting needs.

Backed up by our internal Customer Service Team in Atlanta and our production and distribution facility in North Carolina, Sandler Seating invites you to view a small overview of our GSA offering in this brochure. For a complete view of our offering please visit us at www.sandlerseating.com/gsa



Contents

AT A GLANCE

PAGE 4

UNI-KA

PAGE 6

UNI

PAGE 10

NASSAU

PAGE 14

ECHO

PAGE 18

KONTEA

PAGE 20

BABA

PAGE 22

UNNIA

PAGE 24

JEN

PAGE 28

DUNAS XL

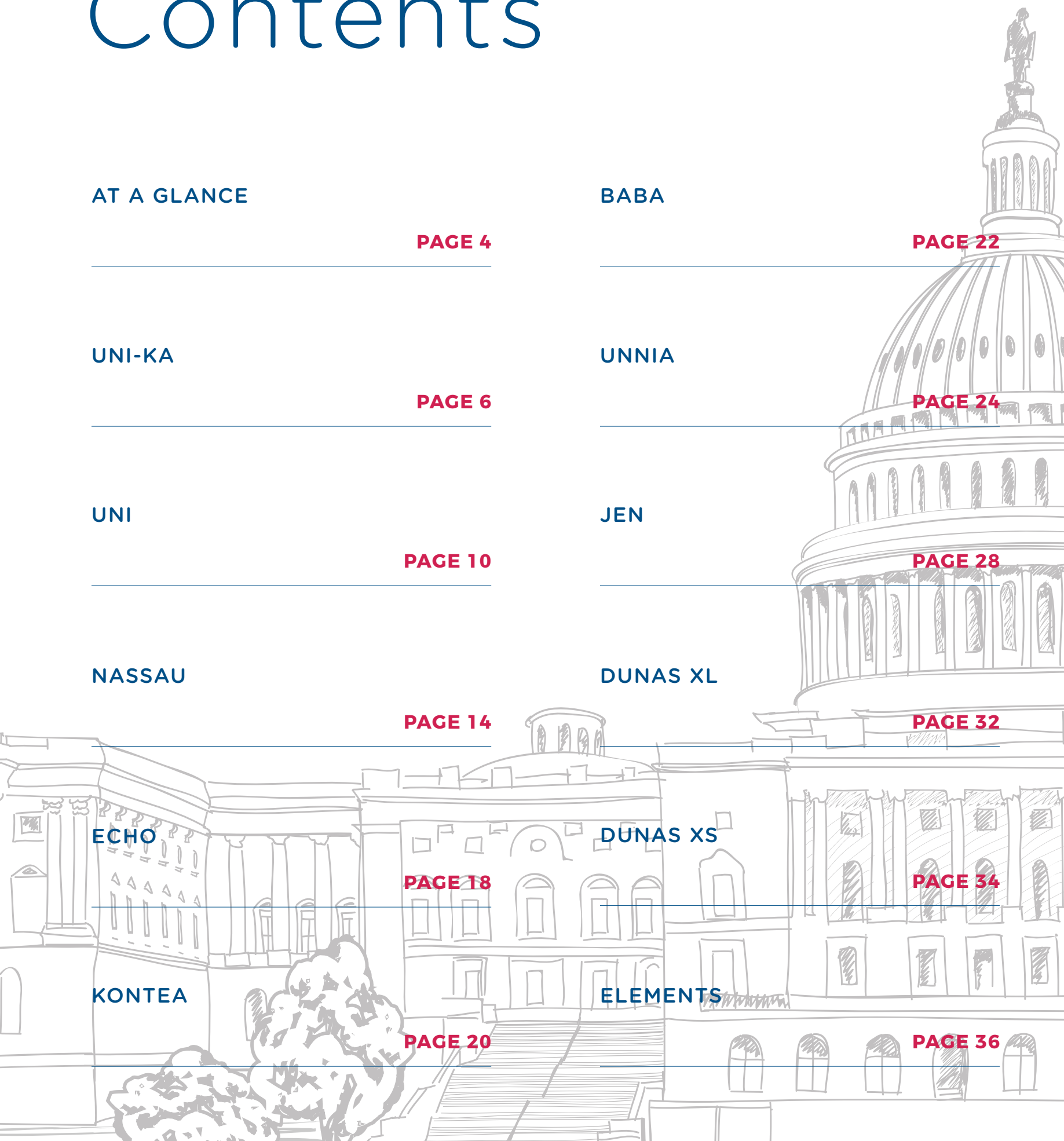
PAGE 32

DUNAS XS

PAGE 34

ELEMENTS

PAGE 36





V-STACK

PAGE 38

QUO

PAGE 56

AZURE

PAGE 42

UP CHAIR

PAGE 58

LIGHT

PAGE 48

EUTHALIA

PAGE 60

JULIA

PAGE 50

WOODLOOK

PAGE 62

DIXIE

PAGE 52

TERMS AND CONDITIONS

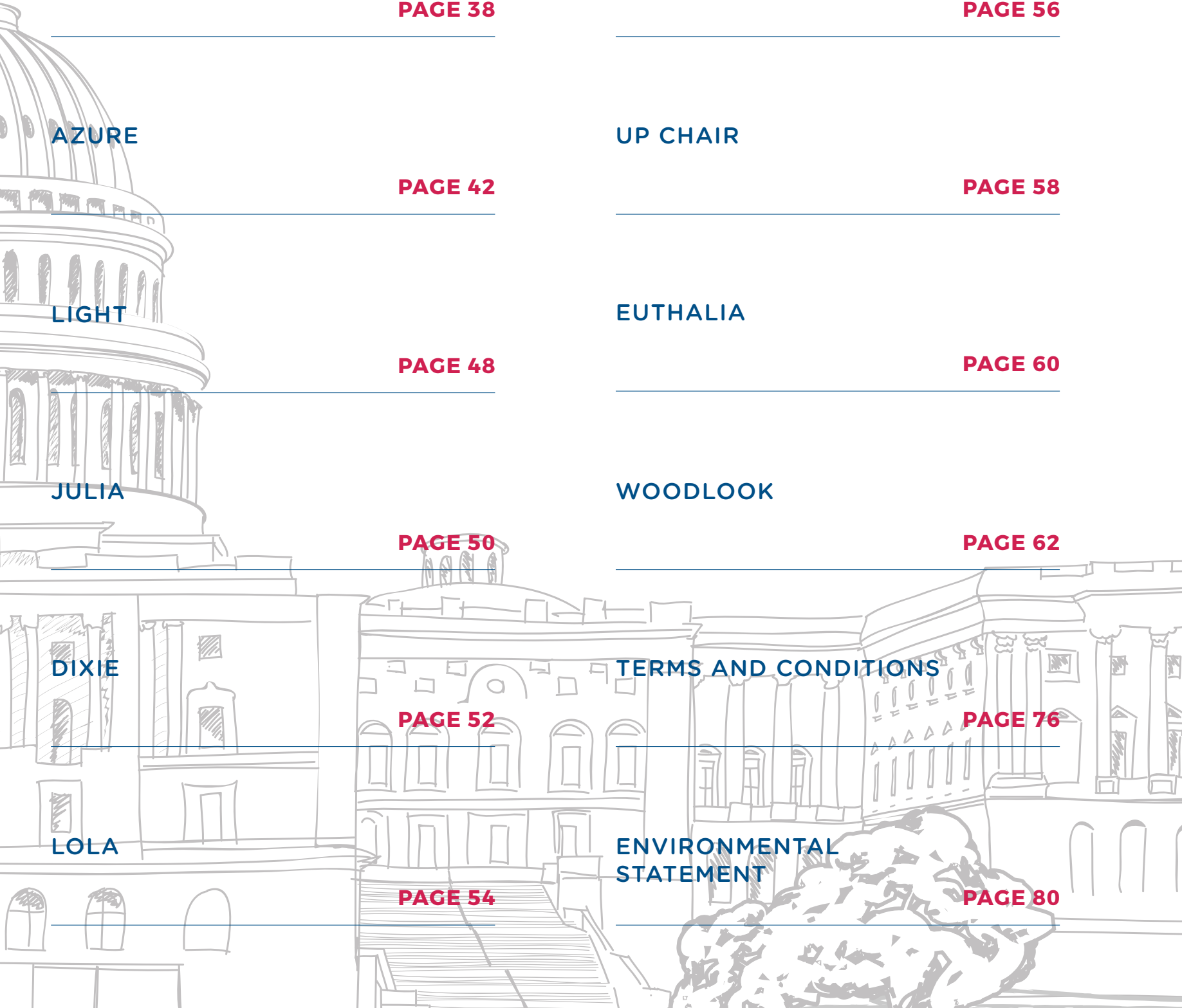
PAGE 76

LOLA

PAGE 54

ENVIRONMENTAL
STATEMENT

PAGE 80



At a Glance



UNI-KA 563-P



UNI-KA 563-M



UNI-KA 564-P



UNI-KA 566-P



UNI-KA 566-M



UNI-KA 601-P



UNI 570-P



UNI 572-P



UNI 573-P



UNI 574-P



UNI 379-P



UNI 391-P



NASSAU 1.0



ECHO 210



ECHO 212



ECHO 213



KONTEA 1.0



KONTEA 1.5



KONTEA 3.0



UNNIA 1.1



UNNIA 1.2



UNNIA 1.3



UNNIA 1.4



UNNIA 1.5



UNNIA 1.6



JEN 1.1



JEN 1.2



JEN 1.3



JEN 1.4



JEN 2.1



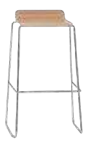
JEN 2.2



JEN 2.5



JEN 2.6



JEN 3.1 / 4.1



JEN 3.2 / 4.2



DUNAS XL 5.2



DUNAS XL 5.4



DUNAS XL 5.5



DUNAS XS 1.1



DUNAS XS 1.4



DUNAS XS 1.5



DUNAS XS 2.1



DUNAS XS 2.4



DUNAS XS 2.5



ELEMENTS 2.0



ELEMENTS 6.0



ELEMENTS 6.1



ELEMENTS 8.1



ELEMENTS 8.2



ELEMENTS 8.3



V-STACK 1.0



V-STACK 1.1



V-STACK 1.2



V-STACK 2.0



V-STACK 2.1



V-STACK 2.2



AZURE 1.1



AZURE 1.4



AZURE 1.7S



AZURE 2.1



AZURE 2.1S



AZURE 2.4/2.4S



AZURE 2.7S



AZURE 5.3



AZURE 5.4



AZURE 5.5



AZURE 5.6



AZURE 3.1/4.1



AZURE 3.4/4.4



AZURE 3.6/4.6



LIGHT 1.1



LIGHT 1.2



LIGHT 2.1



LIGHT 2.2



LIGHT 3.1



LIGHT 3.2



JULIA 1.0



JULIA 1.1



JULIA 2.0V



JULIA 3.0/4.0



DIXIE 1.0



DIXIE 2.0



DIXIE 3.0



DIXIE 5.0



LOLA 1.0



LOLA 1.1



LOLA 3.0



LOLA 3.1



QUO 910.01



QUO 910.41



UP 907.01



UP 907.11



UP 907.21



UP 907.31



UP 907.73



UP 917.11



EUTHALIA 181.01



EUTHALIA 181.11



EUTHALIA 181.41



BABA 1.0



BABA 1.2 (LARGE)



BABA 2.0



BABA 2.2 (LARGE)



BABA 3.0/4.0



WOODLOOK 1.2



WOODLOOK 1.2HB



WOODLOOK 2.2



WOODLOOK 2.2C



WOODLOOK 2.2HB



WOODLOOK 2.2HC



WOODLOOK 1.3



WOODLOOK 1.4



WOODLOOK 2.3



WOODLOOK 2.3C



WOODLOOK 2.5



WOODLOOK 2.5C



WOODLOOK 1.7



WOODLOOK 1.8



WOODLOOK 1.9



WOODLOOK 2.7



WOODLOOK 2.8



WOODLOOK 2.8C



WOODLOOK 1.13



WOODLOOK 1.9WOS



WOODLOOK 2.6



WOODLOOK 2.6C



WOODLOOK 2.9

KEY

H = OVERALL HEIGHT

W = OVERALL WIDTH

D = OVERALL DEPTH

SH = SEAT HEIGHT

AH = ARM HEIGHT

Uni-Ka





UNI-KA 563-P



UNI-KA 563-M



UNI-KA 564-P



UNI-KA 566-P



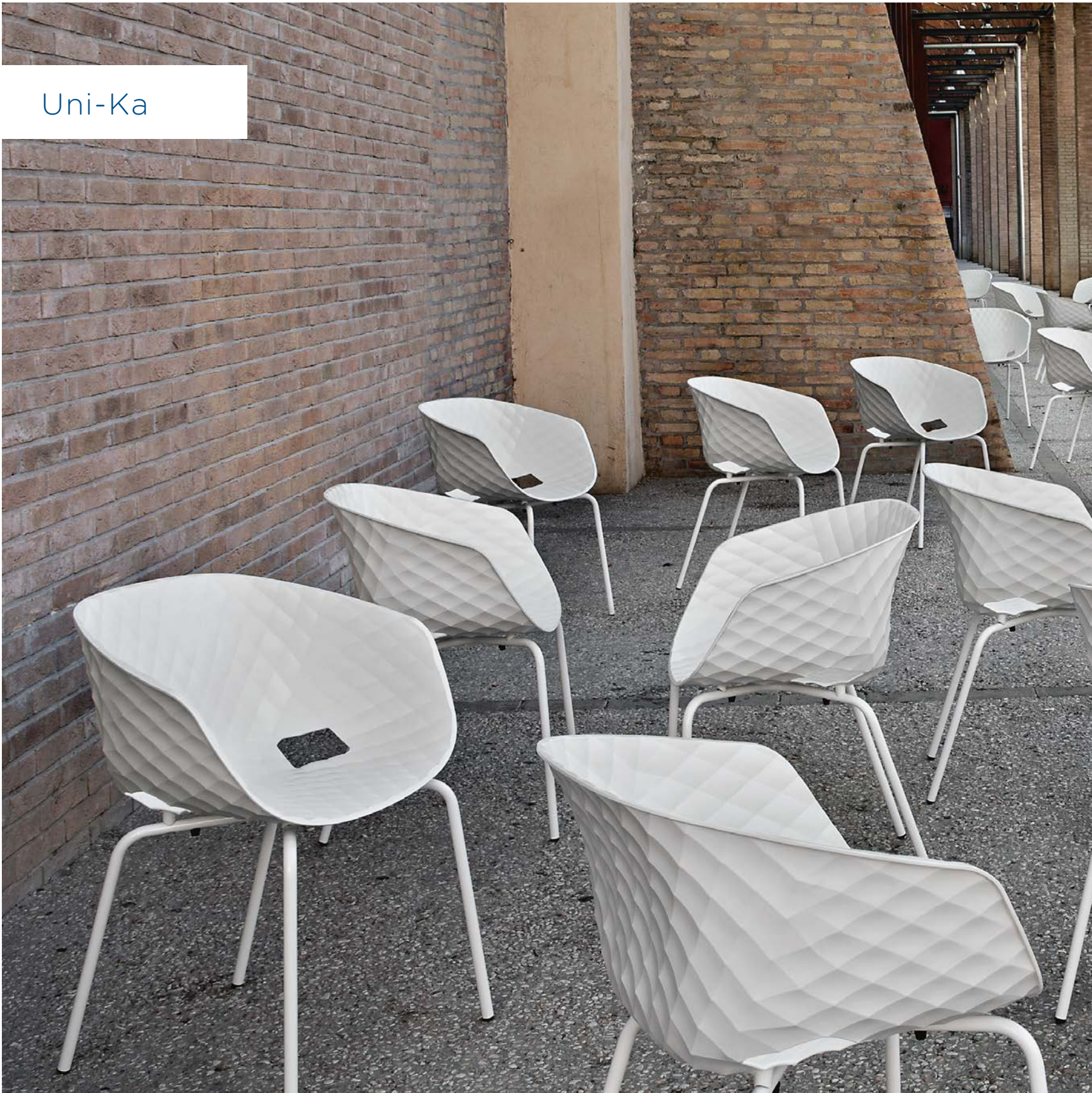
UNI-KA 566-M



UNI-KA 601-P

DIMENSIONS	H	W	D	SH	AH	Lbs.
UNI-KA 563-P	31.5"	23.2"	21.7"	18.5"	-	14.11 lbs
UNI-KA 563-M	31.9"	23.2"	21.7"	18.9"	-	20.5 lbs
UNI-KA 564-P	31.9"	23.2"	21.3"	18.5"	-	14.33 lbs
UNI-KA 566-P	31.5"	23.2"	21.3"	18.1"	-	16.76 lbs
UNI-KA 566-M	31.9"	23.2"	21.7"	18.5"	-	23.15 lbs
UNI-KA 601-P	31.5"	23.2"	20.9"	18.5"	-	14.99 lbs

Uni-Ka





Uni





UNI 570-P



UNI 572-P



UNI 573-P



UNI 574-P



UNI 379-P



UNI 391-P

DIMENSIONS	H	W	D	SH	AH	Lbs.
Uni 570-P	31.5"	17.7"	20.9"	18.5"	-	10.36 lbs
Uni 572-P	31.1"	18.5"	20.9"	18.1"	-	10.14 lbs
Uni 573-P	31.1"	21.7"	20.9"	18.1"	26.8"	12.13 lbs
Uni 574-P	31.1"	19.3"	20.9"	18.1"	-	13.89 lbs
Uni 379-P	42.9"	20.1"	21.7"	29.9"	-	14.99 lbs
Uni 391-P	42.5"	20.1"	20.5"	29.5"	-	11.24 lbs

Uni





Nassau





NASSAU 1.0

Air molded polypropylene chair,
stacks 10 high, suitable for
outdoor use

DIMENSIONS	H	W	D	SH	AH	Lbs.
Nassau 1.0	32.3"	17.3"	23.2"	18.5"	-	9.26 lbs

Nassau





Echo





ECHO 210



ECHO 212

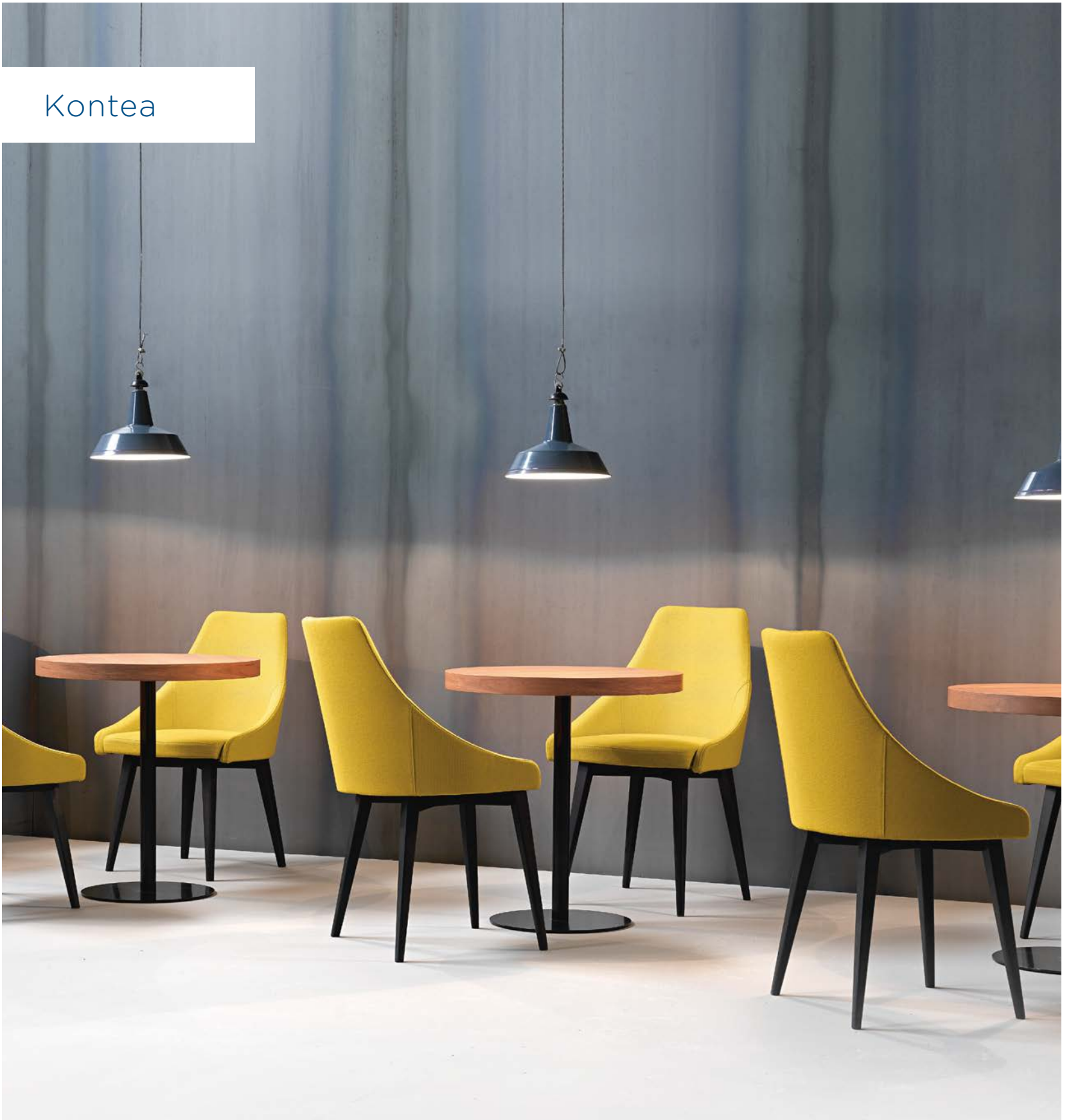


ECHO 213

DIMENSIONS

	H	W	D	SH	AH	Lbs.
ECHO 210	32.7"	19.7"	21.7"	18.1"	-	12.13 lbs
ECHO 212	32.7"	22.8"	21.3"	18.1"	-	16.09 lbs
ECHO 213	44.5"	19.7"	22"	29.9"	-	15.43 lbs

Kontea





KONTEA 1.0



KONTEA 1.5



KONTEA 3.0

DIMENSIONS

	H	W	D	SH	AH	Lbs.
KONTEA 1.0	33.5"	22.8"	22.8"	18.1"	-	19.84 lbs
KONTEA 1.5	33.5"	22.8"	22.8"	18.1"	-	18.74 lbs
KONTEA 3.0	47.2"	22.8"	23.6"	31.9"	-	20.5 lbs

Baba





BABA 1.0



BABA 1.2 (LARGE)



BABA 2.0



BABA 2.2 (LARGE)



BABA 3.0



BABA 4.0

DIMENSIONS	H	W	D	SH	AH	Lbs.
BABA 1.0	30.7"	18.9"	18.9"	17.7"	-	8.82 lbs
BABA 1.2 LARGE	30.7"	20.1"	18.9"	17.7"	-	9.92 lbs
BABA 2.0	30.7"	20.5"	20.1"	17.7"	-	9.92 lbs
BABA 2.2 LARGE	30.7"	20.5"	20.1"	17.7"	-	13.23 lbs
BABA 3.0	39"	15.4"	16.1"	29.5"	-	13.26 lbs
BABA 4.0	35.8"	15.4"	16.1"	-	-	12.13 lbs

Unnia





UNNIA 1.1



UNNIA 1.2



UNNIA 1.3



UNNIA 1.4



UNNIA 1.5



UNNIA 1.6


DIMENSIONS	H	W	D	SH	AH	Lbs.
UNNIA 1.1	31.7"	21.7"	20.1"	18.1"	-	10.14 lbs
UNNIA 1.2	31.7"	21.7"	20.1"	18.1"	-	10.14 lbs
UNNIA 1.3	31.7"	21.7"	20.1"	18.1"	-	11.02 lbs
UNNIA 1.4	31.7"	21.7"	19.3"	18.1"	-	13.56 lbs
UNNIA 1.5	31.7"	21.7"	19.3"	18.1"	-	13.56 lbs
UNNIA 1.6	31.7"	21.7"	19.3"	18.1"	-	13.56 lbs

Unnia





Jen





JEN 1.1



JEN 1.2



JEN 1.3



JEN 1.4



JEN 2.1



JEN 2.2

DIMENSIONS	H	W	D	SH	AH	Lbs.
JEN 1.1	33.5"	21.5"	21.7"	17.9"	-	11.24 lbs
JEN 1.2	33.9"	21.5"	21.1"	17.9"	-	12.13 lbs
JEN 1.3	34.3"	21.7"	20.9"	18.1"	-	15.65 lbs
JEN 1.4	34.6"	21.7"	20.9"	18.3"	-	17.64 lbs
JEN 2.1	34.3"	21.7"	21.7"	17.7"	26"	15.65 lbs
JEN 2.2	35"	24.2"	22.4"	18.1"	26"	16.09 lbs

Jen

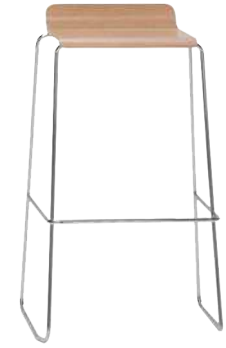




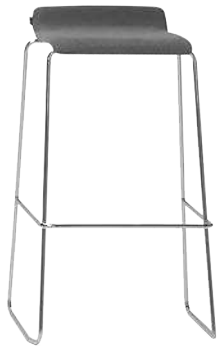
JEN 2.5



JEN 2.6



JEN 3.1



JEN 3.2



JEN 4.1



JEN 4.2

DIMENSIONS	H	W	D	SH	AH	Lbs.
JEN 2.5	33.5"	20.9"	22"	18.1"	26"	15.43 lbs
JEN 2.6	33.9"	24.8"	20.9"	18.1"	26"	22.05 lbs
JEN 3.1	32.7"	19.3"	18.9"	29.9"	-	13.89 lbs
JEN 3.2	32.7"	19.3"	18.9"	-	-	14.55 lbs
JEN 4.1	26.4"	18.9"	18.5"	24"	-	13.23 lbs
JEN 4.2	26.4"	18.9"	18.5"	24"	-	13.89 lbs

Dunas XL





DUNAS XL 5.2



DUNAS XL 5.4



DUNAS XL 5.5

DIMENSIONS	H	W	D	SH	AH	Lbs.
DUNAS XL 5.2	29.5"	31.9"	29.1"	16.5"	19.3"	52.91 lbs
DUNAS XL 5.4	40.7"	36.2"	30.3"	16.5"	19.3"	56.22 lbs
DUNAS XL 5.5	29.7"	36.2"	28.7"	16.1"	19.3"	30.86 lbs

Dunas XS





DUNAS XS 1.1



DUNAS XS 1.4



DUNAS XS 1.5



DUNAS XS 2.1



DUNAS XS 2.4



DUNAS XS 2.5

DIMENSIONS	H	W	D	SH	AH	Lbs.
DUNAS XS 1.1	31.7"	21.5"	22.8"	18.3"	-	26.23 lbs
DUNAS XS 1.4	31.7"	21.5"	22.8"	18.3"	-	19.84 lbs
DUNAS XS 1.5	31.7"	21.5"	22.8"	18.3"	-	18.3 lbs
DUNAS XS 2.1	31.9"	23.9"	22.9"	18.1"	25.4"	27.34 lbs
DUNAS XS 2.4	31.9"	23.9"	22.9"	18.1"	25.4"	20.94 lbs
DUNAS XS 2.5	31.9"	23.9"	22.9"	18.1"	25.4"	19.4 lbs

Elements






ELEMENTS 2.0



ELEMENTS 6.0



ELEMENTS 6.1



ELEMENTS 8.1




ELEMENTS 8.2



ELEMENTS 8.3

DIMENSIONS	H	W	D	SH	AH	Lbs.
ELEMENTS 2.0	30.5"	23.6"	21.7"	19.3"	26.8"	36.38 lbs
ELEMENTS 6.0	27.8"	27.6"	33.5"	15.2"	23"	81.57 lbs
ELEMENTS 6.1	25.6"	27.2"	25.6"	15.2"	22.4"	37.48 lbs
ELEMENTS 8.1	11.8"	33.5"	33.5"	-	-	40.79 lbs
ELEMENTS 8.2	11.8"	25.6"	25.6"	-	-	24.25 lbs
ELEMENTS 8.3	11.8"	47.2"	25.6"	-	-	44.09 lbs

V-Stack





V-STACK 1.0



V-STACK 1.1



V-STACK 1.2



V-STACK 2.0



V-STACK 2.1



V-STACK 2.2

DIMENSIONS	H	W	D	SH	AH	Lbs.
V-STACK 1.0	32.3"	20.1"	21.7"	17.9"	-	12.13 lbs
V-STACK 1.1	32.3"	20.1"	21.7"	18.3"	26.2"	13.89 lbs
V-STACK 1.2	32.3"	20.1"	21.7"	18.3"	-	15.65 lbs
V-STACK 2.0	32.3"	20.1"	22.9"	17.9"	26.2"	12.57 lbs
V-STACK 2.1	32.3"	22.9"	21.7"	18.3"	26.2"	14.11 lbs
V-STACK 2.2	32.3"	22.9"	21.7"	18.3"	26.2"	16.09 lbs



True Vertical Stacking



Azure





AZURE 1.1



AZURE 1.4



AZURE 1.7S



AZURE 2.1



AZURE 2.1S



AZURE 2.4

DIMENSIONS	H	W	D	SH	AH	Lbs.
AZURE 1.1	33.5"	20.1"	20.9"	18.5"	-	22.05 lbs
AZURE 1.4	33.5"	20.5"	20.9"	18.9"	-	20.94 lbs
AZURE 1.7S	33.5"	20.1"	20.9"	18.5"	-	22.05 lbs
AZURE 2.1	33.5"	24.4"	20.9"	18.9"	26.4"	22.05 lbs
AZURE 2.1S	33.9"	23.4"	21.5"	18.9"	26.6"	19.84 lbs
AZURE 2.4	33.5"	24.4"	20.9"	26.4"	18.9"	22.05 lbs



AZURE 2.4S



AZURE 2.7S



AZURE 5.3



AZURE 5.4



AZURE 5.5



AZURE 5.6

DIMENSIONS	H	W	D	SH	AH	Lbs.
AZURE 2.4S	33.5"	24.4"	20.9"	18.9"	26.4"	22.05 lbs
AZURE 2.7S	33.5"	24.4"	20.9"	18.9"	26.4"	22.05 lbs
AZURE 5.3	33.5"	19.7"	22.4"	18.9"	-	23.35 lbs
AZURE 5.4	33.5"	23.6"	22.4"	18.9"	26"	22.05 lbs
AZURE 5.5	33.5"	19.7"	22.4"	18.9"	-	25.35 lbs
AZURE 5.6	33.5"	23.6"	22.4"	18.9"	26"	12.36 lbs







AZURE 3.1



AZURE 3.4



AZURE 3.6



AZURE 4.1



AZURE 4.4



AZURE 4.6

DIMENSIONS	H	W	D	SH	AH	Lbs.
AZURE 3.1	40.6"	18.9"	19.7"	31.1"	-	19.84 lbs
AZURE 3.4	40.6"	18.9"	19.7"	31.1"	-	17.64 lbs
AZURE 3.6	42.5"	18.1"	22"	31.5"	-	22.05 lbs
AZURE 4.1	-	18.9"	19.7"	-	-	17.64 lbs
AZURE 4.4	-	18.9"	19.7"	-	-	15.43 lbs
AZURE 4.6	-	18.1"	21.7"	-	-	17.64 lbs

Light





LIGHT 1.1



LIGHT 1.2



LIGHT 2.1



LIGHT 2.2



LIGHT 3.1



LIGHT 3.2

DIMENSIONS	H	W	D	SH	AH	Lbs.
LIGHT 1.1	31.7"	18.1"	24.4"	19.1"	-	19.84 lbs
LIGHT 1.2	31.7"	18.1"	24.4"	19.1"	-	19.84 lbs
LIGHT 2.1	31.7"	24.6"	24.4"	19.1"	26.2"	24.25 lbs
LIGHT 2.2	31.7"	24.6"	24.4"	19.1"	26.2"	24.25 lbs
LIGHT 3.1	40.6"	18.1"	21.7"	30.9"	-	26.46 lbs
LIGHT 3.2	40.6"	18.1"	21.7"	30.9"	-	26.46 lbs

Julia





JULIA 1.0



JULIA 1.1



JULIA 2.0V



JULIA 3.0



JULIA 4.0

DIMENSIONS

H

W

D

SH

AH

Lbs.

JULIA 1.0

33.9"

18.1"

20.1"

18.9"

-

13.01 lbs

JULIA 1.1

33.9"

18.9"

20.1"

18.9"

-

13.01 lbs

JULIA 2.0V

33.9"

22.8"

22"

18.9"

26"

16.31 lbs

JULIA 3.0

42.5"

18.9"

21.7"

29.9"

-

14.33 lbs

JULIA 4.0

-

18.9"

21.7"

-

-

14.33 lbs

Dixie





DIXIE 1.0



DIXIE 2.0



DIXIE 3.0



DIXIE 5.0

DIMENSIONS

H

W

D

SH

AH

Lbs.

DIXIE 1.0

33.1"

22"

21.3"

18.9"

-

14.55 lbs

DIXIE 2.0

30.7"

21.3"

20.9"

18.9"

-

14.77 lbs

DIXIE 3.0

44.5"

20.9"

21.9"

29.9"

-

15.43 lbs

DIXIE 5.0

30.1"

26.8"

27.6"

16.5"

-

25.35 lbs

Lola





LOLA 1.0



LOLA 1.1



LOLA 3.0



LOLA 3.1

DIMENSIONS	H	W	D	SH	AH	Lbs.
LOLA 1.0	33.1"	18.5"	20.5"	18.9"	-	13.67 lbs
LOLA 1.1	33.1"	18.5"	20.5"	18.9"	-	13.67 lbs
LOLA 3.0	44.5"	19.3"	22"	30.3"	-	15.43 lbs
LOLA 3.1	44.5"	18.5"	20.5"	29.9"	-	15.43 lbs

Quo





QUO 910.01



QUO 910.41

DIMENSIONS	H	W	D	SH	AH	Lbs.
QUO 910.01	19.3"	32.7"	22.4"	18.5"	-	19.84 lbs
QUO 910.41	44.5"	21.7"	22.4"	30.3"	-	25.35 lbs

Up Chair





UP 907.01



UP 907.11



UP 907.21



UP 907.31



UP 907.73



UP 917.11

DIMENSIONS	H	W	D	SH	AH	Lbs.
UP 907.01	31.5"	24.8"	22.4"	17.7"	-	20.05 lbs
UP 907.11	31.5"	24.8"	22.4"	17.7"	-	22.05 lbs
UP 907.21	31.9"	23.6"	23.2"	18.1"	-	22.05 lbs
UP 907.31	31.9"	23.6"	23.2"	18.1"	-	17.64 lbs
UP 907.73	31.5"	24.8"	22.4"	18.1"	-	31.97 lbs
UP 917.11	32.3"	24.8"	22.4"	18.5"	-	22.05 lbs

Euthalia





EUTHALIA 181.01



EUTHALIA 181.11



EUTHALIA 181.41

DIMENSIONS	H	W	D	SH	AH	Lbs.
EUTHALIA 181.01	31.5"	20.9"	22"	18.5"	-	20.94 lbs
EUTHALIA 181.11	31.5"	22.4"	22"	18.5"	24.8"	24.25 lbs
EUTHALIA 181.41	44.5"	16.9"	20.5"	31.1"	-	20.28 lbs

Woodlook

Collection





THE LOOK OF WOOD, THE STRENGTH OF ALUMINUM

Woodlook is a range of side chairs, armchairs and barstools manufactured from aluminum, yet with an authentic wood appearance. Baked on wood grain film makes the frame virtually indistinguishable from solid wood.

We challenge you to tell the difference!





SCRATCH RESISTANT Woodlook is the stronger, lighter alternative to conventional wooden furniture, where style and longevity are essential. The frame is scratch and water resistant.



Lbs.

STRENGTH TESTED Woodlook models have passed ANSI/BIFMA strength tests whilst the frame finish exceeds 1000 abrasions.



ANTIMICROBIAL Woodlook is the ideal product where anti-microbial resistance is an advantage. Over 20 common cleaners and disinfectants have been tested on Woodlook seating, resulting in no discoloration or damage.



15 YEAR WARRANTY Woodlook frames can endure the toughest of environments and are guaranteed for 15 years.



ENVIRONMENTALLY FRIENDLY Woodlook is both cost effective and environmentally friendly; aluminum recycling saves approximately 95% of the energy required for primary production. The metal can be recycled continuously.



LIGHTWEIGHT Aluminum combines high resistance with lightness, ideal when stacking multiple chairs.

Woodlook





WOODLOOK 1.2



WOODLOOK 1.2HB



WOODLOOK 2.2



WOODLOOK 2.2C



WOODLOOK 2.2HB



WOODLOOK 2.2HBC

DIMENSIONS	H	W	D	SH	AH	Lbs.
WOODLOOK 1.2	33.7"	19.3"	20.3"	18.5"	-	14.88 lbs
WOODLOOK 1.2HB	36.6"	19.3"	21.7	18.5"	-	14.88 lbs
WOODLOOK 2.2	33.7"	23.4"	20.2"	18.5"	26.8"	16.2 lbs
WOODLOOK 2.2C	33.7"	23.4"	20.2"	18.5"	26.8"	16.2 lbs
WOODLOOK 2.2HB	36.6"	23.4"	20.2"	18.5"	26.8"	16.2 lbs
WOODLOOK 2.2HBC	36.6"	23.4"	20.2"	18.5"	26.8"	16.2 lbs



WOODLOOK 1.3



WOODLOOK 1.4



WOODLOOK 2.3



WOODLOOK 2.3C



WOODLOOK 2.5



WOODLOOK 2.5C

DIMENSIONS	H	W	D	SH	AH	Lbs.
WOODLOOK 1.3	33.7"	19.3"	20.3"	18.5"	-	13.23 lbs
WOODLOOK 1.4	37"	18.1"	22.8"	18.9"	-	24.25 lbs
WOODLOOK 2.3	33.7"	23.4"	20.1"	18.5"	26.8"	15.43 lbs
WOODLOOK 2.3C	33.7"	23.4"	20.1"	18.5"	26.8"	15.43 lbs
WOODLOOK 2.5	33.7"	23.4"	20.2"	18.5"	26.8"	16.2 lbs
WOODLOOK 2.5C	33.7"	23.4"	20.2"	18.5"	26.8"	16.2 lbs







WOODLOOK 1.7



WOODLOOK 1.8



WOODLOOK 1.9



WOODLOOK 2.7



WOODLOOK 2.8



WOODLOOK 2.8C

DIMENSIONS	H	W	D	SH	AH	Lbs.
WOODLOOK 1.7	32.7"	18.5"	18.9"	18.9"	-	13.23 lbs
WOODLOOK 1.8	37.6"	20.9"	23.2"	18.5"	-	15.43 lbs
WOODLOOK 1.9	32.7"	20.1"	22.8"	18.9"	-	15.65 lbs
WOODLOOK 2.7	32.7"	23.2"	22.8"	18.9"	25.2"	15.43 lbs
WOODLOOK 2.8	37"	24"	22"	18.1"	26"	17.64 lbs
WOODLOOK 2.8C	37"	24"	22"	18.1"	26"	17.64 lbs



WOODLOOK 1.13



WOODLOOK 1.9WOS



WOODLOOK 2.6




WOODLOOK 2.6C



WOODLOOK 2.9

DIMENSIONS	H	W	D	SH	AH	Lbs.
WOODLOOK 1.13	32.9"	21.3"	21.7"	18.9"	-	-
WOODLOOK 1.9WOS	33.5"	20.1"	21.7"	18.9"	-	14.99 lbs
WOODLOOK 2.6	40.2"	23.2"	25.6"	18.5"	25.2"	17.64 lbs
WOODLOOK 2.6C	40.2"	23.2"	25.6"	18.5"	25.2"	17.64 lbs
WOODLOOK 2.9	33.5"	23.6"	22.8"	18.5"	25.6"	16.53 lbs







WOODLOOK 3.2



WOODLOOK 3.3



WOODLOOK 3.4



WOODLOOK 3.7



WOODLOOK 3.9



WOODLOOK 3.13

DIMENSIONS	H	W	D	SH	AH	Lbs.
WOODLOOK 3.2	42.5"	18.5"	19.8"	31.5"	-	16.42 lbs
WOODLOOK 3.3	42.5"	18.5"	19.8"	31.5"	-	16.2 lbs
WOODLOOK 3.4	41.7"	17.7"	22"	31.5"	-	23.59 lbs
WOODLOOK 3.7	44.1"	19.3"	18.5"	30.7"	-	28.66 lbs
WOODLOOK 3.7	42.5"	18.9"	21.5"	31.1"	-	17.64 lbs
WOODLOOK 3.13	40.6"	21.3"	22.2"	30.3"	-	-

GSA TERMS & CONDITIONS



General Services Administration Federal Acquisition Service / Schedule 71 - Furniture

Contract Number 47QSCA18D0004

Business Size / Status: Small Business

Period Covered by Contract: Nov 12, 2017 - Nov 13, 2022

Pricelist current through modification [#PS-0001](#), dated [Jan 17, 2018](#)

Contact: **Barry Martin**

Director of Government Sales

barry@sandlerseating.com

1201 Peachtree Street NE Suite 1625 Atlanta GA 30361

t: 404 982 9000

Products and ordering information in this Authorized FAS Furniture Schedule Pricelist are also available on the GSA Advantage! System (www.gsaadvantage.gov)

CUSTOMER INFORMATION:

1a. Awarded Special Item Numbers (SINs)

71 - 205 / 71 - 205RC	Chairs - Dining Room, Desk, Side, Period Style and Bar Stools
711 - 11 / 711 - 11RC	Tables and Accessories
711 - 16 / 711 - 16RC	Upholstered Seating
711 - 18 / 711 - 18RC	Multipurpose Seating
711 - 19 / 711 - 19RC	Stacking Chairs and Dollies or Trucks designed to support Stacking Chairs

1b. Lowest price model number per SIN: Please refer to product listing

2. Lowest price model number per SIN:

71 - 205 / 71 - 205RC	\$ 1,000,000
711 - 11 / 711 - 11RC	\$ 500,000
711 - 16 / 711 - 16RC	\$ 300,000
711 - 18 / 711 - 18RC	\$ 200,000
711 - 19 / 711 - 19RC	\$ 200,000

3. Minimum Order: \$ 100.00

4. Geographic Coverage: 48 Contiguous States and the District of Columbia

5. Points of Production: Please refer to product listing for Countries of Origin

6. Discount from List Price: 57.5% off List

7. Quantity Discounts: None offered

8. Prompt Payment Terms: Net 30 days

9. Government Purchase Cards: Accepted

10. Foreign Items: Please refer to product listing for Countries of Origin

11a. Time of Delivery: As negotiated at order level

Quickship: From time to time, certain products may be included in Sandler’s Quick Ship Program. Products without upholstery can be shipped immediately. Upholstered products have an estimated lead time of 4 to 6 weeks. Please refer to www.sandlerseating.com/quickship for a current listing of products included in the Program.

11b. Expedited Delivery: As negotiated at order level

11c. Overnight and 2nd day delivery: As negotiated at order level

11d. Urgent requirements: Contact Sandler Seating directly at (404) 982 9000

12 F.O.B. Point: Origin, prepay and add

13. Ordering Address: Sandler Seating Inc., 1201 Peachtree St NE, Suite 1625, Atlanta, GA 30361-3516

14. Payment Address: Same as above

15. Warranty: Two (2) year warranty. This warranty is issued by Sandler Seating, Inc, a Georgia Corporation, of Atlanta, Georgia to CUSTOMER, Original purchaser only. WHEREAS, Sandler Seating Inc., agrees to guarantee its products against breakage of structural elements (hereinafter: “fails” or “failure”) for a period of Two Years from date of delivery. Sandler Seating, Inc. will repair or replace in its sole discretion, and at its cost, any chair which fails within five years of delivery due to manufacturing defects, resulting in a failure of product, providing the following standards are complied with by the purchaser.

1. Any chair failure for which a warranty is claimed, must be reported within 30 days from the occurrence of the failure;
2. Purchaser will care for and maintain the chairs in good condition and will replace any worn or missing glides;
3. Stacking models will not be moved in complete stacks unless transported on chair dollies;
4. Purchaser will permit Sandler Seating, Inc. representatives to inspect any damaged chairs on site and to take supporting photographs if required;

Exclusions from Guarantee

1. Normal wear and tear defined as; “reasonable deterioration in the quality of the product attributable to its use as commercial furniture over a two - year period”.

2. Intentional, willful or accidental damage;
3. Negligent mishandling, misuse, stacking or moving of the furniture.
4. Any modifications to product unless authorized in writing by Sandler Seating Inc.

16. Export Packing Charge: Not Applicable

17. Terms and Condition of Government Purchase Card: Accepted at or below the micro-purchase threshold

18. Terms and Conditions of rental maintenance and repair: Not Applicable

19 Terms and Conditions of installation: Not Applicable

20. Terms and Conditions of repair parts: Contact us directly

20a. Terms and Conditions for other services: Contact us directly

Returns / Restocking Fee: 20.0%. No goods will be accepted for return, credit, repair, or replacement except in the specific circumstances set forth herein. In such cases, Buyer must obtain written permission from Seller to return goods. All returned goods must be sent PREPAID. Any goods sent collect will be refused.

Cancellations: There will be no cancellation charges prior to production. After production, if product cannot be sold after a six (6) month period, the actual costs incurred will be assessed to the ordering agency.

21. Service and Distribution points: Not Applicable

22: Participating Dealers: None

23. Preventive Maintenance: Not Applicable

24. Environmental Attributes: Please refer to our Environmental Policy for details.

25. Data Universal Number System (DUNS) number: 053831413

26. Sandler Seating, Inc. is currently registered in the System for Award Management (SAM)

ENVIRONMENTAL STATEMENT



Sandler Seating is committed to achieving good environmental practice and operating in a sustainable manner.

- We wholly support and comply with or exceed the requirements of current environmental legislation and codes of practice.
- We seek to minimise our waste and then reuse or recycle as much of it as possible.
- We minimise energy and water usage in our buildings, vehicles and processes in order to conserve supplies, and minimise our consumption of natural resources, especially where they are non-renewable.
- We operate and maintain company vehicles (where appropriate) with due regard to environmental issues as far as reasonably practical and encourage the use of alternative means of transport and car sharing as appropriate.
- We hope to continuously improve in respect of air, water, noise and light pollution from our premises and reduce any impacts from our operations on the environment and local community.
- We purchase products and services that are the least damaging to the environment and encourage others to do the same where possible.
- We assess the environmental impact of any new processes or products we intend to introduce in advance.
- All our aluminum and steel frames can be melted down and recycled.
- Both our rubber glides and standard fabric ranges are also recyclable.

We aim to reduce our environmental impact and improve our environmental performance as an integral part of our business strategy. It is our priority to encourage our customers, suppliers and all business associates to do the same.



Contract Number 47QSCA18D0004

SANDLERSEATING



SANDLER SEATING INC.

1201 Peachtree St NE - Suite 1625

Atlanta, Georgia 30361

T: +1 404 982 9000

F: +1 404 321 7882

www.sandlerseating.com

sales@sandlerseating.com

CREDITS

GRAPHIC DESIGN Valentina Monaco

CREATIVE DIRECTION Michele Rasore



SANDLERSEATING

SANDLER SEATING USA

www.sandlerseating.com

1201 Peachtree St NE - Suite 1625

sales@sandlerseating.com

Atlanta, Georgia 30361

T: +1 404 982 9000

F: +1 404 321 7882

