

ORR

SANDLER

GGA

TEEC

2022

NEWS

**TIMELESS DESIGNS  
FOR MODERN INTERIORS**

**NEWS**

**ESITT**

ALEGRE DESIGN

**LIN**

ALEGRE DESIGN

**KORI**

FLORENT COIRIER

**BINAR 60**

INCLASS STUDIO

**BINAR EXECUTIVE**

INCLASS STUDIO

# ESITT



Design by  
ALEGRE DESIGN

ESITT is a new chair concept with a fully upholstered backrest and hidden ergonomic elements, that integrates with the increasingly cozy and residential aesthetics of workplaces without compromising advanced ergonomic performance that complies with current international regulations. A proposal that combines the comfort of professional chairs, the integration of all the ergonomic elements in a harmonious way and the refined design characteristic of the brand. Care for details, comfort and versatility are the hallmarks of a chair based on the experience of the Alegre Design studio in products for work environments and the know-how of the Inclass team. The result is a collection of advanced ergonomic chairs with a friendly and timeless aesthetic that easily integrates into all types of workspaces, both professional and home-office.

# The collection



ESITT explores a new language for work chairs for professional use by offering advanced ergonomic features discreetly integrated into a clean and timeless design. The collection offers extensive customization options that allow you to create the chair that meets the needs of each user and space. The backrest is available in several versions: breathable 3D technical mesh, 3D stretch fabric or fully upholstered with different upholstery patterns in a wide range of materials.

The comfort of the backrest easily adapts to each person thanks to an elegant circular button that allows to adjust the height of the lumbar support, giving it a distinguished and unique identity. The chairs are equipped with a synchronized seat-backrest movement mechanism with five locking positions fully integrated into the seat and which also allows the height and depth of the seat to be adjusted. The arms can be fixed or with 4D adjustment. Optionally the armrests can also be upholstered. The bases, arms and mechanisms are

available in black and white to adapt to the aesthetic needs of each space. The bases are also available in polished aluminum and can be equipped with soft or hard tread casters. ESITT chairs have been designed to comply with regulations regarding ergonomics, safety and durability. The utmost care was devoted to environmental impact, based on an innovative upholstery and assembly system that allows minimizing the use of materials and optimizing the life cycle of the product from its production, use and subsequent recycling.



# CHAIRS

## & STOOLS



The stools, equipped with a footrest ring complement the chairs and are ideal for meeting areas with high tables.





# TAILORED FOR YOU



Designed for comfort and upholstered with precision, the chair backrests can be tailored to suit the personal needs and aesthetics of each space and are available in the following versions:

- 01** Fully upholstered in fabric or leather with plain pattern.
- 02** Fully upholstered in fabric or leather with horizontal stitching pattern.
- 03** Breathable 3D mesh on front side or both sides.
- 04** Stretch 3D fabric on both sides.





# 3D MESH

## COMBINED BACK

Mesh & Fabric

## FULL MESH

Mesh & Mesh



The ESITT backrests with 3D technical mesh are breathable, provide an optimal comfort and are available in 10 selected colours. They can be manufactured with mesh on both sides or on the front side combined with fabric or leather on the backside.




# 3D STRETCH FABRIC



SANDLER



The backrests upholstered with stretch 3d fabrics are cosy, modern and attractive while providing a high level of comfort.







# ERGONOMIC

## FEATURES

### 1 · SYNCHRO MOVEMENT

ESITT chairs combines ergonomics, simplicity of use and a refined design. It can work in a fix position or move freely.

The synchronized mechanism with a generous opening angle of 19 degrees and five locking positions facilitates the movement and a correct posture. The movement, together with the rest of the ergonomic adjustments integrated in the chair, guarantee a high level of comfort, promote dynamism and a healthy way of sitting.

### 2 · SEAT HEIGHT ADJUSTMENT

Using a button integrated in the seat we can extend the seat height.

### 3 · SEAT DEPTH ADJUSTMENT

Using a button integrated in the seat we can extend the seat depth up to 5 cm.



The attractive and refined aesthetics of the chairs are visually evocative of their high level of comfort. With an exceptional lumbar support and featuring advanced ergonomic elements, the chairs have been designed to provide optimal comfort and integrate easily into a wide variety of work environments.



### 4 · ADJUSTABLE LUMBAR SUPPORT

The height-adjustable lumbar support integrated within the backrest allows you to adjust the comfort of the backrest simply by turning its elegant adjustment knob.

### SEAT WITH DIFFERENTIATED PRESSURE ZONES

The seat has differentiated pressure zones to improve the user's comfort and health. The front part offers less pressure to facilitate the return of blood circulation in the legs. The same happens in the central part to avoid pressure in the prostate area.





## OPTIONS



Office chair



Office chair with armrests



Office stool



Office stool with armrests

## BASE FINISHES



Black



White



Polished

## CASTERS & GLIDES



Soft tread



Hard tread



Fixed glides

## ARMRESTS

The chairs can be equipped with armrests available in two versions:

Fixed height arms with width adjustment.  
Available in white or black.



Arms with 4D regulation in height, width, rotation and depth.  
Available in white or black.



# UPHOLSTERY


Designed for comfort and upholstered with precision, the chair backs can be tailored to suit the personal needs and aesthetics of any space. The backrest are available in the following versions:



Fully upholstered with fabric or leather




Fully upholstered with horizontal stitching




Breatheable 3D mesh on front side or both sides

8 colours



Fully upholstered with stretch 3D fabric

4 colours







# LIN WOOD

Design by  
**ALEGRE DESIGN**

LIN is an innovative system of multiple seats, designed to inhabit high-traffic indoor public spaces. With a refined and timeless design, the collection is completely modular and allows multiple configurations to be created. The structure and arms of the benches are entirely made of aluminum alloy, a sustainable material which allows the creation of resistant light benches, with minimal maintenance and 100% recyclable. The combination of aluminum and upholstery allows the creation of benches with high functional features that are at the same time comfortable, welcoming and provide warmth to the spaces where they are located. Using intermediate legs and connection tables, the system allows the creation of benches with different shapes of infinite length. The LIN TAPIZ collection offers comfortable fully upholstered seats in versions with or without backrests and upholstery with a plain pattern or with horizontal stitching. The seats can be combined with armrests or different auxiliary and connection tables to create infinite configurations that adapt easily to a wide variety of spaces.

# The collection



LIN is an innovative system of multiple seats, designed to inhabit high-traffic indoor public spaces. With a timeless and versatile design, the collection is completely modular and allows multiple configurations to be created. The structure and arms of the benches are entirely made with aluminum alloy, a sustainable material which allows to create resistant, light benches, with minimal maintenance and 100% recyclable.

The combination of aluminum, wood and upholstery allows the creation of benches with high functional features that, at the same time, are kind and add warmth to the spaces where they are located. The system offers intermediate legs and connecting tables that allow the creation of benches with different shapes and infinite length. The LIN WOOD collection offers seats made of oak veneers

that can be finished in all the colors of our oak swatch card. For greater comfort, wooden seats can incorporate upholstered panels on the seat or on the entire front with plain upholstery pattern or with horizontal stitching. The seats can be combined with armrests or different auxiliary and connection tables to create infinite configurations that adapt easily to a wide variety of spaces.





The functionality, resistance and minimum maintenance of LIN benches make it easy to integrate them into large installations for public use to create modern, welcoming and elegant waiting areas.





The LIN system offers the possibility of using intermediate legs that allow infinite length benches to be configured.





The LIN seating system offers connecting side tables with angles of 45°, 90° and 180° that allow to create infinite shapes and configurations.



# LIN TAPIZ

Design by  
ALEGRE DESIGN

LIN is an innovative system of multiple seats, designed to inhabit high-traffic indoor public spaces. With a refined and timeless design, the collection is completely modular and allows multiple configurations to be created. The structure and arms of the benches are entirely made of aluminum alloy, a sustainable material, which allows the creation of resistant, light benches, with minimal maintenance and 100% recyclable. The combination of aluminum and upholstery allows the creation of benches with high functional features that are at the same time comfortable, welcoming and provide warmth to the spaces where they are located. Using intermediate legs and connection tables, the system allows the creation of benches with different shapes of infinite length. The LIN TAPIZ collection offers comfortable fully upholstered seats in versions with or without backrests and upholstery with a plain pattern or with horizontal stitching. The seats can be combined with armrests, different auxiliary and connection tables to create infinite configurations that adapt easily to a wide variety of spaces.



# The collection



The LIN collection has been designed to provide a flexible solution to seating needs in high-traffic indoor waiting areas. To provide them with greater functionality, the benches can incorporate armrests at the ends and in the intermediate seats, as well as auxiliary tables. The legs and arms are entirely made of 100% recyclable injected aluminum that contributes to a high quality and aesthetic refinement.

The system also offers intermediate legs and connection tables that allow infinite length compositions to be easily configured in different formats. To achieve greater resistance and stability, the benches are built with a special section extruded aluminum double beam. The upholstered seats of the LIN TAPIZ collection are ideal to provide modernity, functionality, warmth and elegance to waiting areas. They are available with and without backrests, in

two upholstery versions, with a plain pattern or with horizontal stitching, that can be upholstered with all the materials in our extensive book of upholstery finishes. LIN benches have been designed with sustainability criteria in mind. For this reason, they are resistant, completely detachable and their components can be 100% recycled after the end of their useful life.



The LIN seating system offers connecting side tables with angles of 45°, 90° and 180° that allow to create infinite shapes and configurations.



The LIN system offers the possibility of using intermediate legs that allow infinite length benches to be configured.





# KORI

Design by  
FLORENT COIRIER

Designed for executive and meeting spaces, KORI collection is all about nature. A soft body rounded like a river pebble and a backrest gently curved like a leaf. A diecast armrest which reminds us the organic shell that we can find on the beach. All of these natural curves create a comfortable and elegant armchair, available in three sizes, to work with blending timeless elegance and ecological conviction.

Beyond the fact that KORI (Cauri) is the name of an African well-known seashell, recognized to give luck to its owner, the executive chair system takes its inspiration in the forms of nature and is an invitation to travel through your senses to enhance the comfort at work.



# The collection



From the soft shape of the seat rest, that reminds us of the polished stones that you can find on the beach, to its generous and wide backrest that follows your body with comfort like the shape of the big leaf of a palm tree, it's a harmonious blend of timeless elegance and comfort in the most natural way.

A particular attention has been made to the armrest, made in diecast aluminum.

It was designed to be a beautiful combination of both a geometric and an organic shape. It reminds us of the complex beauty of mother nature and reveals its magic in each detail of its section. Like a seashell that you can find on the sand, its surface and curves invite us to feel the piece and to see it like a sculpture. The family comes with three backrest heights: low, medium, and high back with or without armrest.

The models are available with five or four-spoke swivel aluminum bases with fixed glides or on casters. Both available with tilt movement as an option. KORI, inspired by natural elements, illustrate the ecological attention that Inclass brings in each of its product through the attention of the materials and details.



KORI armchairs are available with armrests and with bases in black, white or polished aluminum.





With a refined and singular design, KORl armchairs adapt easily to all kind of work and meeting spaces.

SANDLER







KORI armchairs help to create elegant and comfortable meeting spaces.





The collection is available in three backrest height.







# BINAR

## 60

Refined design, versatility and comfort are the hallmarks of BINAR 60. A complete family of armchairs designed to be easily integrated into diverse contexts and spaces while keeping a common aesthetic.



# The collection



The BINAR 60 family offers armchairs with a medium or low backrest that can be equipped with a range of fix or swivel bases with different functionalities to adapt to diverse uses and spaces. The upholstery is available in a wide range of materials.

The BINAR 60 family is GREENGUARD Gold Certified.



The armchairs are available with two backrests heights: low and medium.









A highly transversal design allows BINAR 60 armchairs to easily inhabit meeting spaces, offices or coworking environments providing comfort and elegance.









# BINAR

## Executive

Designed to inhabit executive offices and meeting spaces, BINAR EXECUTIVE armchairs are a harmonious combination of elegance, timeless modernity and ergonomics. The collection stands out for its excellent comfort, enveloping shapes and exclusive upholstery.



# The collection



The BINAR EXECUTIVE armchairs are available with a medium or high backrest and can be equipped with three options of movement mechanisms: adjustable in height, tilting or synchronized. All models are available with a five-spoke aluminum base on casters or with a four spoke swivel base with fixed glides that can optionally be equipped with a swivel column with automatic return.

The BINAR EXECUTIVE family is GREENGUARD Gold Certified.



The armchairs are available in two backrest heights, medium and high.







[www.sandlerseating.com](http://www.sandlerseating.com)

**SANDLER**

1201 Peachtree Street NE, Suite 1625  
Atlanta, GA 30361, USA

[sales@sandlerseating.com](mailto:sales@sandlerseating.com)  
T +1 404 982 9000



SANDLER

[www.sandlerseating.com](http://www.sandlerseating.com)