

SPECTRUM

CONTRACT VINYL



Spruce
454325

Hunter Green
454296


Empire Green
454314

Lime
454326

Everglade
518773

Leapfrog
518780

Ocean Grey
454332



Harbour
518778

Royal Blue
454292


Navy
454312

Colonial Blue
454346

Blueberry
454286

Marina
454283

Bright Blue
454121



Phoenician
454350

Sky
454347


Light Blue
454123

Neptune
517424

Cerulean
454349

Turk
454295

Light Teal
454300



Black
454290

Slate
454316

Fjord
454344

Cadet
454353

Grey
454358

Light Grey
454331

White
454306



Black Plum
454355

Grape
454302

Wood Violet
518804

New Purple
520053

Misti Blue
454340

Dallas Dust
454341

Pink Ice
454338



New Burgundy
454287

Candy Apple
454298


Tomato
454285

Fire Red
454311

Persimmon
454303

Nasturtium
454293

Marigold
454301



Espresso
454333

Chocolate
454318

Allspice
454304

Rum Sherbert
454354

Saddle Tan
454309

Pumice
454364

Beige
454360



Burnt Orange
454299

Brandy
454336

Melba
454365

Lemon Peel
454308

Citrus
454122

Melon
454361

Snow White
454315

SPECTRUM CONTRACT VINYL

Venture House, Fountayne Road, London, N15 4QL Telephone: 020 3234 2990

www.spectrumvinyls.com sales@spectrumvinyls.com

Test Results		
Test	Method	Results
Grab Tensile	CFFA-17	113.2 x 89.8 average
Trapezoid Tear	CFFA-16C	25.4 x 26.9 average
Adhesion	CFFA-3 - 25mm strip	3.0 minimum
Weight	CFFA-20	675g per square metre (+/- 10%)
Gauge	CS-273.65	0.050 nominal
Flexing	CFFA-10 - 15,000 cycles	No separation
Abrasion	Wyzenbeek	60,000 cycles. No wear to base
Abrasion	Martindale	>100,000 cycles. No wear to base. Slight wear at 300,000 cycles.
Tack Tear	CFFA-14	63.1 x 35.1 average
Light Stability	QUV OUTDOOR UVA 340 BULB	72 hours, no discolouration
Elongation	SAE J 855	5.0 x 25.0
Cold Crack	- 20° (#5 Roller)	No cracking
Fire Test USA		CAL117, FMVSS-302, FAR 25.853(a), Boston Fire Dept. IX1, Fed. Std. A-A-2950, NFPA 260 (Class 1)
Fire Test UK		CRIB5
Fire Test France		France M1
Fire Test Germany		Germany B2
Anti-Microbial Test	25747	Achieved SNV195 920 & SNV 192 921: 1994
Mildew Resistance	ASTM G21	Pass

Fabric Specifications	
Roll Size	27m
Finished Width (min)	137cm
Thickness	1.25-1.35mm
Total weight	Min 795g per square metre
Vinyl weight	Min 685g per square metre
Backing fabric weight	Min 110g per square metre
Bursting Strength	Min 690 kPa
Adhesion	Min 26N per 50mm width
Elongation (Longitude)	Min 10%
Elongation (Transverse)	Min 40%
Tension Set	Max 33% of elongation
Blocking Resistance	Separation without damage to surface
Finish	PreFixx®

SPECTRUM

CONTRACT VINYL

TN # : OMN 128
Date : 19/2/2023
Revision: 4

756 g/m² Total weight, 1371.6 mm. finished width, Cotton 100%, PreFixx top finish, Roll size 27 meters.
Phthalate Free - 6P

General		
Total Wt. - g/m ² . (ISO 2286)		756 ± 10%
Width - mm. (Min.) (ISO 2286)		1371.6 (-0,+25.4)
Gauge	(Mils)	
	(mm.)	1.10 ± 10%
Face Content		PVC
Plasticizer		20 - 40%
Phthalate Free		6P
Substrate		
Construction		JERSEY
Content		Cotton 100%
Adhesion (ISO 2411)		
N./5cm.	MD	26 min
	TD	26 min
Ultimate Tensile Strength (CFFA-17)		
Pounds	MD	45 min
	TD	45 min
Ultimate Tensile Elongation (CFFA-17)		
%	MD	40 min
	TD	100 min
Stretch (ISO 7617-1:1994(E) Annex B)		
%	MD	10 min
	TD	40 min
Set (ISO 7617-1:1994(E) Annex B)		
%	MD	33 max
	TD	33 max
Tack Strength (Stich)		
	MD	
	TD	
Abrasion		
	MD	
	TD	
Blocking (ISO 5978)		Separation without damage to surface
W-Flex		
Bursting Strength		

UV		
QUV (UVA 340 Bulb)	(CFFA-2)	70 hrs- No Change
Mildew Resistance - ASTM G-21		No growth
Cold Crack		
Roller Temperature		
Prefixx Stain Test (CTM)		Pass
Unsupported Film		
Dimensional Stability		
Specific Gravity		
Modulus		
Shrinkage		
Plasticizer (PHR)		
Flame Retardancy		
FMVSS-302		
NFPA 701 Small Scale		
NY/NJ Port of Authority		
California Tech. Bulletin 117		
Fed. Std. A-A-2950 (Supercedes)		
Vertical Flame (CCC-A-680A)		After burn avg. 2 sec.max Char length 4" max
FAR 25.853B		
BIFMA		
Boston Fire Dept. IX-1		
UFAC Fabric, Class 1		
BS 5852 Part 1		Pass
Additional Requirements		
Color Spec		
Opacity		
Pre-Shipment Sample Required?		
Special Packaging		
Outside Processes		
Perforated		
Foam Lamination		
Di-elitcly Sealed (Embossed)		
Laminated (Textiles or other film)		
Laminated (Wood)		
Application - Indoor/Outdoor		Indoor
Finish Type		PreFixx

SPECTRUM CONTRACT VINYL



Venture House, Fountayne Road, London, N15 4QL Telephone: 020 3234 2990

www.spectrumvinyls.com

sales@spectrumvinyls.com

Cleaning and maintenance instructions

The Spectrum collection has been coated with PreFixx protective finish, designed to be cleaned easily, over and over, without showing signs of wear. With PreFixx protection, it is possible to remove stains that could never be removed before. Now, with test-proven stain resistance and cleanability, plus superior abrasion resistance, PreFixx Spectrum Contract Vinyls protects you from high maintenance costs and from frequent upholstery costs.

PreFixx Finish goes beyond previous protection.

Performance.

State-of-the-art resistance to staining, abrasion, scuffing, burnishing and blocking demonstrated in repeated laboratory tests.

Durability.

Resists stain penetration of the vinyl for unique, long-term protection never before possible. The superior stain resistance and improved wear properties help keep PreFixx-protected Spectrum Contract Vinyls looking new for longer than other vinyl upholstery.

Easy Maintenance.

Common stains like dirt and smudges simply wipe off. More difficult stains like ball-point ink can be cleaned with active solvents such as nail polish remover without damaging the Prefixx finish when following recommended cleaning instructions.

PreFixx Protective Finish

- Outstanding stain resistance and cleanability – most stains wash off easily with mild cleaners, but active solvents may be used to remove difficult stains.
- Abrasion resistance – Wyzenbeek wire screen abrasion tests performed on behalf of Spectrum Contract Vinyls show 10 to 12 times better abrasion resistance than a similar product coated with a clear vinyl finish. These tests show the vinyl upholstery with a clear vinyl finish withstands about 6,000 test cycles while Spectrum with Prefixx withstands 60,000 to 75,000 test cycles.
- Resistance to common scuffing and burnishing.
- Eliminates blocking and resists premature ageing.

Care & Cleaning

Day-to-day Soil: Remove ordinary dirt and smudges with a mild soap and warm water solution. Dry with a soft, lint free cloth or towel. For more difficult stains, use of stronger detergent is recommended however follow the detergent manufacturer's instructions closely.

Special Cleaning Problems: The following steps are recommended to clean stains on Prefixx protected vinyl upholstery. Many stains can be removed when these cleaning agents are used in the following order.

SPECTRUM CONTRACT VINYL

Venture House, Fountayne Road, London, N15 4QL Telephone: 020 3234 2990

www.spectrumvinyls.com

sales@spectrumvinyls.com

Recommended cleaning solutions For Prefixx-coated Spectrum Contract Vinyls	
Staining Agent	Type of Cleaner
Spray Paint	1-2-3
Permanent Felt Tip Marker Pen	1-2-3
Ballpoint Pen	1-2-3
Lipstick	1-2-3
Yellow Mustard	1-2-3
Nicotine	1-2
Grease	1-2
Crayons	1-2
Eye Shadow	1-2
Betadine	1
Coffee	1
Tea	1
Hair Oil Tonic	1
Blood	1
Urine	1
Grape Juice	1
Olive Oil	1
Motor Oil	1
Chocolate	1
Ketchup	1
Baby Oil	1

Day-to-day soil:- Remove ordinary dirt and smudges with a mild soap and warm water solution. Dry with a soft, lint-free cloth or towel. For more difficult stains, use of a stronger detergent is recommended, however, follow the detergent manufacturer's instructions closely. For special cleaning problems the following steps are recommended. Many difficult stains can be removed when these cleaning agents are used in the following order.

Step 1 cleaners:- Non abrasive household bleached based cleaners such as Cif, Mr Muscle or similar household cleaners and bleaches, to be used with a soft cloth or damp sponge, following the manufacturer's instructions.

Step 2 cleaners*- Solvent-type cleaners such as Rubbing alcohol (isopropyl alcohol) or lighter fluid to be liberally applied with a soft cloth or damp sponge. Rinse cleaned area with fresh water and dry with clean cloth.

Step 3 cleaners*- Strong, active solvent cleaners such as nail polish remover dissolved in 50% water (acetone/water) to be applied with soft cloth or damp sponge. Stain should be removed with less than six (6) rubs; if stain persists after six rubs, stain has set and it is unlikely that it can be removed. Rinse cleaned area with fresh water and dry with a clean cloth.

† Note: Although vinyls protected with Prefixx are resistant to most common stains, some fabric dyes have the ability to create a permanent stain. To minimise any problems from these and other stains, it is recommended that as soon as they are noticed all stains should be cleaned, making sure the recommended cleaning steps are followed in order.

*** CAUTION:** These solvents are highly flammable. Exercise proper care in cleaning. Wear Rubber gloves during all cleaning activity. Use caution cleaning around buttons, stitching and wooden or other decorative trim, since these solvents could seriously damage such areas.

TECHNICAL BULLETIN

PreFixx® Protective Finish. Engineered for Enhanced Chemical Resistance for Healthcare Upholstery

Subject: **PreFixx** Protective Finish. Engineered for Enhanced Chemical Resistance for Healthcare Upholstery

Summary: **Spectrum Contract Vinyl** is a coated fabric manufactured for the contract market and is used in healthcare environments, including reception and patient seating, therapy chairs, examination tables and physician stools. This upholstery needs to be durable as well as withstand cleaning and disinfecting with a variety of chemicals without discoloration or damage to the upholstery finish. **Spectrum Contract Vinyls** recommends coated fabrics with **PreFixx** Protective Finish for these applications.

Disinfectant Use: In laboratory testing, **PreFixx** protected upholstery was scrubbed with the following list of disinfectants (300+ cycles) with no discoloration or damage to the upholstery. This testing may not reflect actual results in the field.

- Birex SE disinfectant
- Bleach-Rite disinfecting spray
- Citrace germicide
- Clorox germicidal wipes
- Clorox hydrogen peroxide wipes
- Clorox EZ Kill wipes
- Dispatch spray hospital cleaner disinfectant with bleach
- Diluted bleach solution (10%)
- Fade-A-Dyne stain remover
- Isopropyl alcohol
- Lysol spray disinfectant
- OPTIM 33 TB disinfectant
- OXIVIR TB
- PDI Sani-Cloth HB germicidal wipes
- SaniZide Plus germicidal wipes
- Virex II 256 cleaner
- Virox AHP 5 disinfectant cleaner surface wipes

If the following disinfectants are used on **PreFixx** protected coated fabrics, regular scheduled cleaning must be performed to remove residue due to high concentrations of chemicals in the disinfectants that are known to lead to surface discoloration.

- Asepticare TB-II
- Cavicide
- Citriguard
- Clorox Broad Spectrum
- Fresh Breeze TB
- PDI Sanicloth Plus
- PDI Super Sani-Cloth
- Precise
- Wex-Cide 128 cleaner

The following cleaners should be used with a soft cloth or damp sponge to remove chemical residue.

- Formula 409 All-Purpose spray cleaner
- Fantastik spray cleaner
- Hand dishwashing soap and water

After cleaning, rinse area with clean water then dry with a clean, lint-free cloth. Failure to remove chemical residue will cause discoloration to the coated fabric surface.